

Condensing Unit Technical Data Sheet

Model CMS26T3_N
Voltage 400/440V 50/60Hz ~3
Refrigerant R404A

APPLICATION

Application High-Medium Back Pressure
 Refrigerant R404A
 Evaporating Temp. -25,0 °C to 10,0 °C
 Expansion Capillar/Valve
 Comp. Cooling Fan cooled
 Max. ambient temp. 43,0 °C

COMPRESSOR

Displacement 25,93 cm³
 Diameter 39,98 mm
 Stroke 20,65 mm
 Oil type ISO VG 46 ESTER
 Oil charge 887 cm³

MOTOR

Nominal Power 1 3/8 hp
 Voltage/Frequency 440V 60Hz
 Voltage range 374-484 V
 Type 3PHASE
 Phase number 3 PH
 Locked Rotor Amps (LRA) 14,40 A
 Max. Cont. Current (MCC) 4,80 A
 Main W. resist. at 25°C 10,18 Ω
 Start W. resist. at 25°C 14,03 Ω

NOMINAL PERFORMANCE

| | |
|------------------|--------------|
| Cooling Capacity | 3.826 W |
| COP | 2,24 W/W |
| EER | 1,93 kCal/Wh |
| Input Power | 1.707 W |
| Current | 3,02 A |

ASHRAE

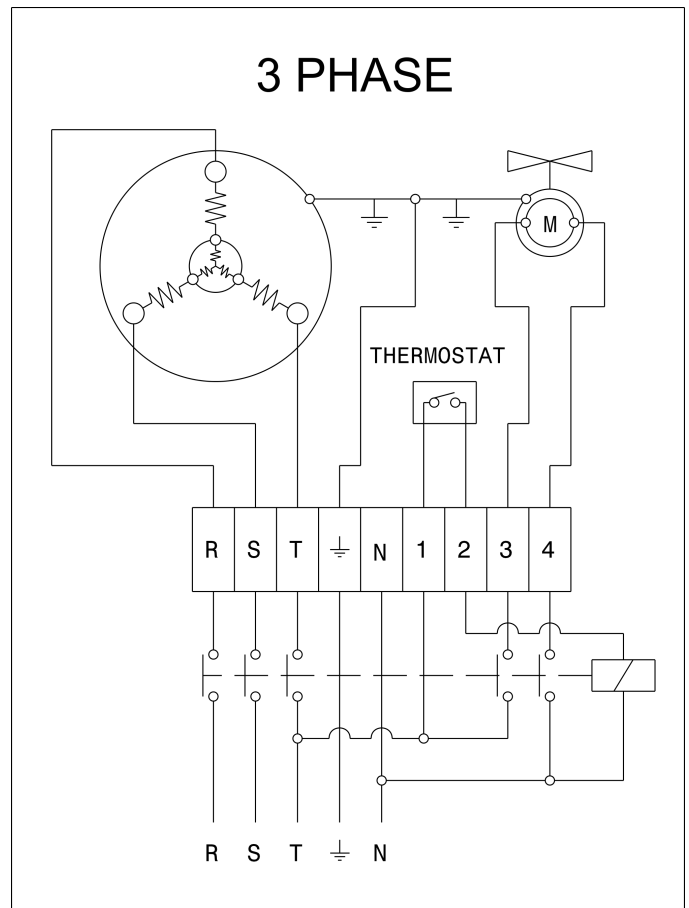
TEST CYCLE CONDITIONS

| | HMBP |
|---------------------------------------|-------------|
| Evaporating temp. (T _e) | 7,2 °C |
| Condensing temp. (T _c) | 55,0 °C |
| Liquid temp. (T _{liq.}) | 46,0 °C |
| Ambient temp. (T _{amb.}) | 35,0 °C |
| Suction temp. (T _{suction}) | 35,0 °C |
| Voltage/Frequency | 440 V 60 Hz |

CONDENSER AND FAN DATA

| | |
|----------------------|-------------------|
| Condenser type | CU-AL |
| Condenser model | 16T 4R |
| Fan blade (Ø mm / °) | 350 / 23 |
| Fan motor | 130W 230V 50/60Hz |

WIRING DIAGRAM



REFRIGERATION CAPACITY (W) Evaporating Temperature (°C)

| Model | Motor | -25 | -15 | -5 | 5 | 7.2 | | | 10 |
|-----------|--------|------|------|------|------|------|------|------|------|
| | | | | | | W | Winp | A | |
| CMS26T3_N | 3PHASE | 1206 | 1919 | 2723 | 3617 | 3826 | 1707 | 3.02 | 4099 |

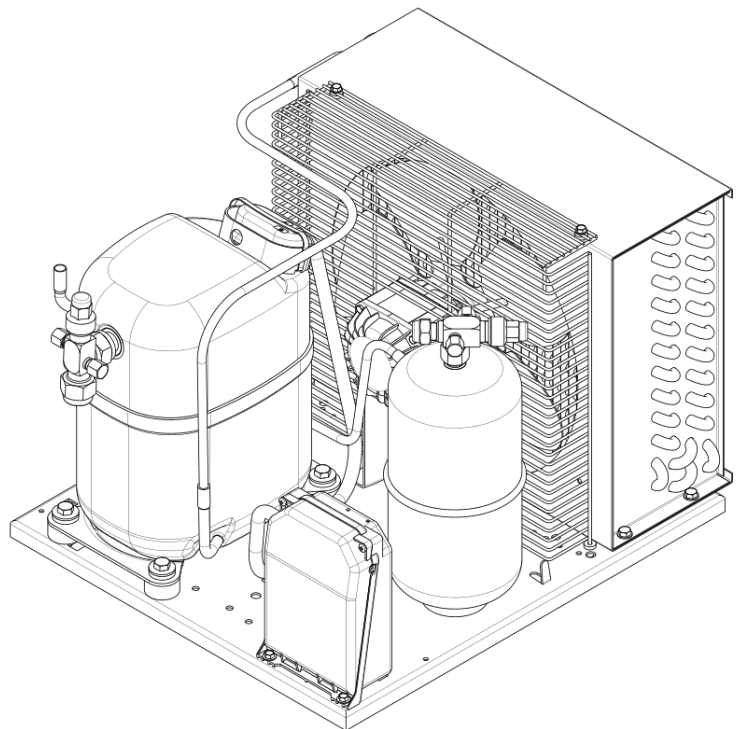
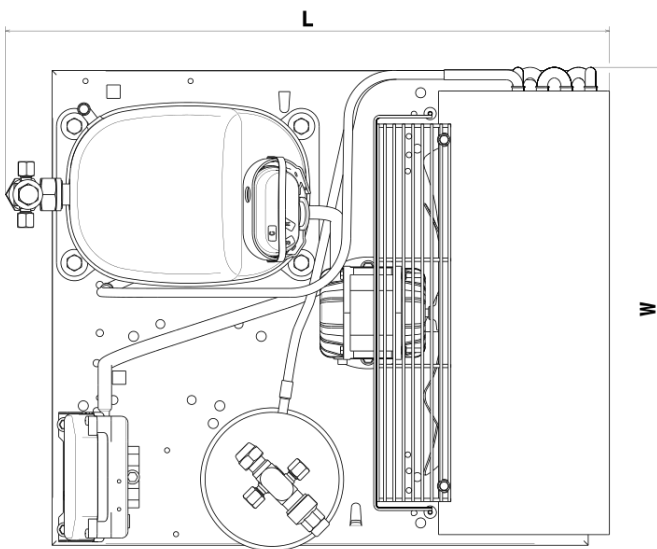
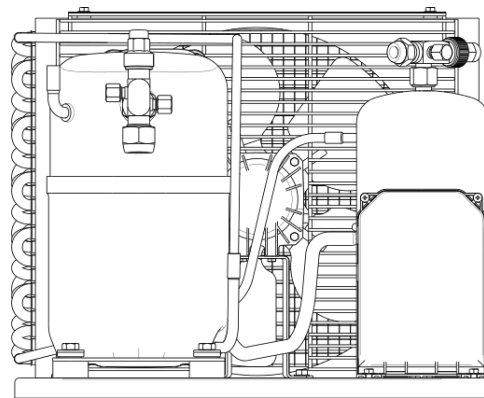
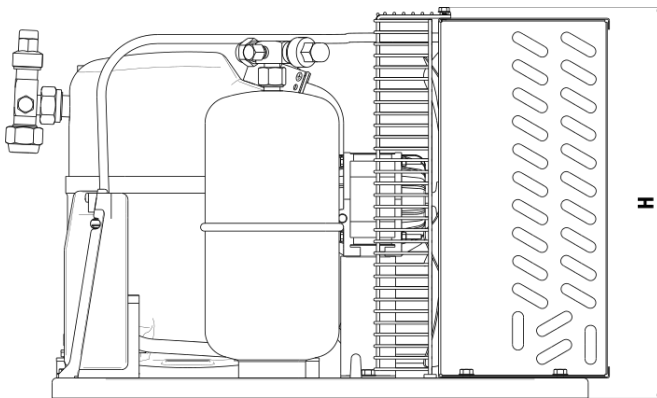
ASHRAE HMBP: Consending temperature: 55°C, Liquid temperature: 46°C, Suction temperature: 35°C, Ambient temperature: 35°C

Condensing Unit Technical Data Sheet

VERSIONS

| VERSION 1 | VERSION 2 | VERSION 3 | VERSION 3P | VERSION 4 |
|--|---|---|---|--|
| Tube | Service valve | Service valve and receiver | Service valve, receiver, pressure switch | Schrader valve on the service port |
| Suction tube internal diam.: 12,7 mm Discharge tube internal diam.: 8,0 mm Net Weight: 40,7 Kg | Suction valve: 5/8" Discharge valve: 3/8" Net Weight: 41,7 Kg | Receiver vol.: 2,4 l Suction valve: 5/8" Discharge valve: 3/8" Net Weight: 43,2 Kg | Receiver vol.: 2,4 l Suction valve: 5/8" Discharge valve: 3/8" Net Weight: 44,3 Kg | Suction tube internal diam.: 12,7 mm Discharge tube internal diam.: 8,0 mm Net Weight: 40,7 Kg |

DIMENSIONS (Version 3 drawing)



| VERSION 1-4 (WxLxH) (mm) | VERSION 2 (WxLxH) (mm) | VERSION 3 (WxLxH) (mm) | VERSION 3P (WxLxH) (mm) |
|-----------------------------|---------------------------|---------------------------|----------------------------|
| 465x485x440 | 465x520x440 | 465x520x440 | 465x520x440 |